

## Country: Nicaragua

## General Information

Population: 6,21 million

Source: World Bank

Currency: Córdoba

Exchange rate: 36,68 C\$ / 1 US\$

Source: Bloomberg, 17 November 2019

|                               | 2007      | 2012      | 2017      |
|-------------------------------|-----------|-----------|-----------|
| GDP (US\$ billions)           | 7.423     | 10.532    | 13.844    |
| GDP per capita (current US\$) | 1.327,961 | 1.760,461 | 2.168,191 |

Source: World Bank

## Trade

## Top 5 trading partners (import and export in 2017):

| Exports       |                       |                 |
|---------------|-----------------------|-----------------|
| Market        | Trade (US\$ millions) | Partner share % |
| United States | 2.888                 | 58.64           |
| Mexico        | 324                   | 6.57            |
| El Salvador   | 276                   | 5.60            |
| Honduras      | 174                   | 3.52            |
| Costa Rica    | 155                   | 3.15            |

Source: WITS database

| Imports       |                       |                 |
|---------------|-----------------------|-----------------|
| Exporter      | Trade (US\$ millions) | Partner share % |
| United States | 1.808                 | 23.47           |
| China         | 1.172                 | 15.22           |
| Mexico        | 850                   | 11.03           |
| Honduras      | 515                   | 6.68            |
| Costa Rica    | 489                   | 6.34            |

Source: WITS database

World / China Total Trade  
(millions of dollars)

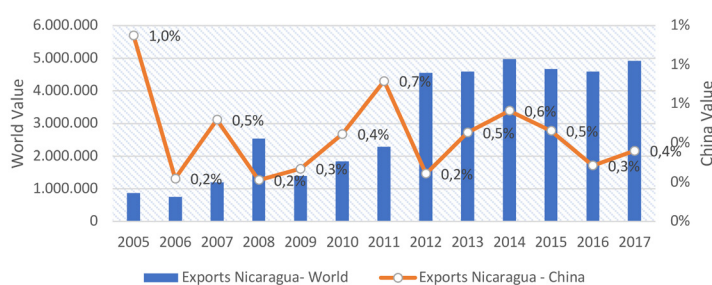
Source: WITS database

|               | 2007          | 2012          | 2017          |
|---------------|---------------|---------------|---------------|
| Exports World | 1.194.541,019 | 4.550.646,986 | 4.925.581,177 |
| Imports World | 3.537.990,7   | 6.029.659,805 | 7.703.836,557 |
| Exports China | 6.209,106     | 11.123,469    | 17.768,044    |
| Imports China | 280.314,946   | 578.584,858   | 1.172.353,488 |

## Exports World / China

Chinese share of total exported goods  
(approximately % USD millions)

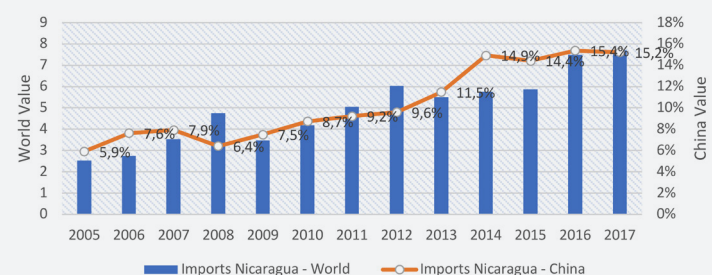
Source: WITS database



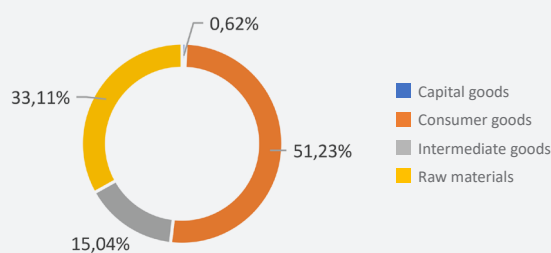
## Imports World / China

Chinese share of total imported goods  
(approximately % USD millions)

Source: WITS database

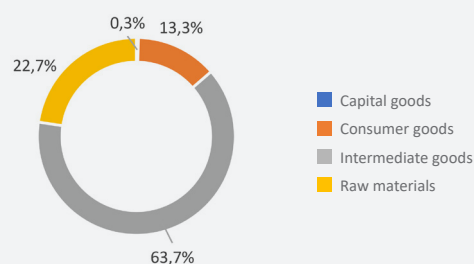


## Exports World 2017 by sector



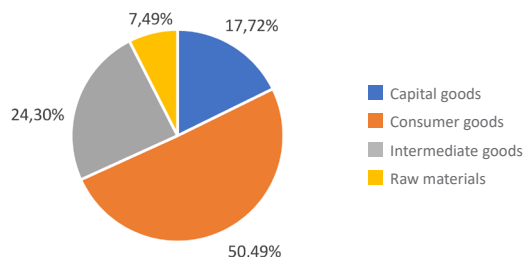
Source: WITS database

## Exports China 2017 by sector



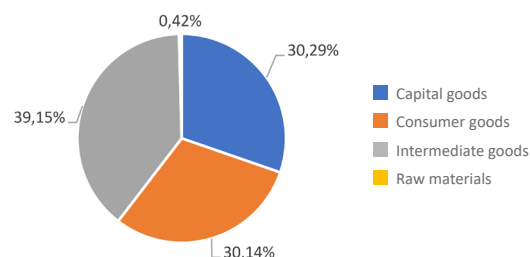
Source: WITS database

## Imports World 2017 by sector



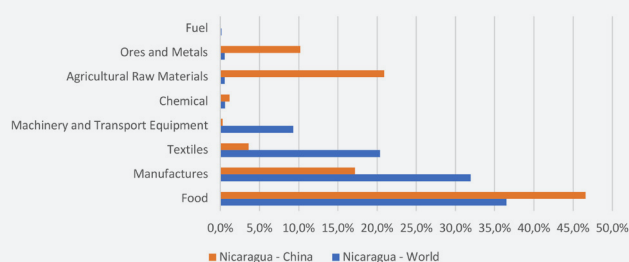
Source: WITS database

## Imports China 2017 by sector



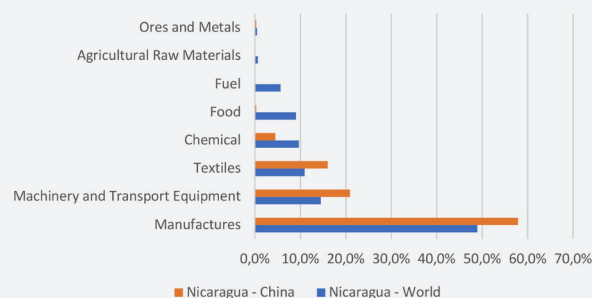
Source: WITS database

## Exports World/China 2017 by product

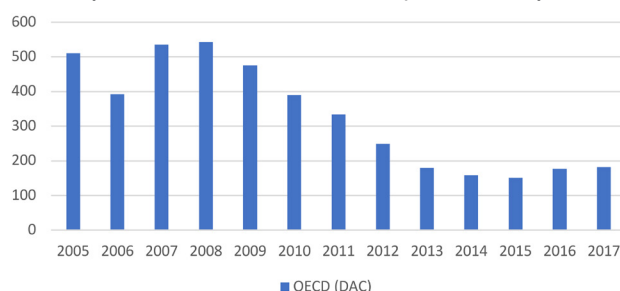


Source: WITS database

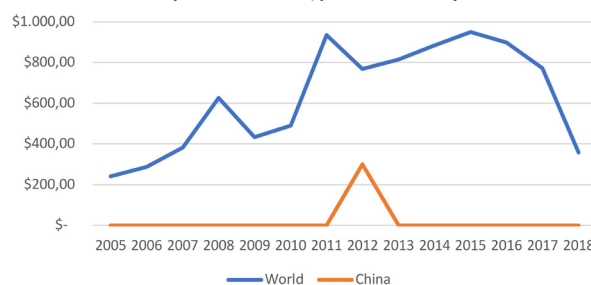
## Imports World/China 2017 by product



Source: WITS database

International Cooperation for  
Development Flows (ODA + CSS)  
(ODA and SSC - current US\$, in millions)

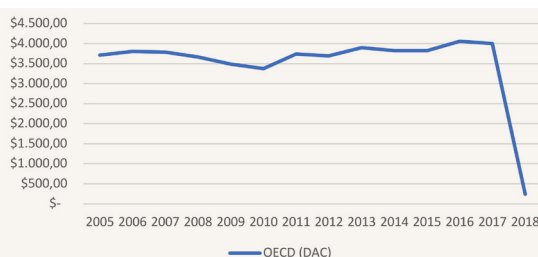
Source: OECD Stats and Aid Data

Investment  
(Current US\$, in millions)

Source: China Global Investment Tracker and UNCTAD Stat

Other Official Flows\*  
(current US\$, in millions)

Source: OECD Stats and Aid Data  
\*There was no available data for Chinese OOF-like flows to Nicaragua.



— OECD (DAC)