

## Country: Bolivia

## General Information

Population: 11 million

Source: World Bank

Currency: Boliviano

Exchange rate: Bs.6,92/US

Source: Bloomberg, October 30th 2019

|                               | 2007      | 2012      | 2017      |
|-------------------------------|-----------|-----------|-----------|
| GDP (US\$ billions)           | 13.12     | 27.084    | 37.509    |
| GDP per capita (current US\$) | 1,372.628 | 2,609.881 | 3,351.124 |

Source: World Bank

## Trade

## Top 5 trading partners (import and export in 2017):

| Exports       |                       |                 |
|---------------|-----------------------|-----------------|
| Market        | Trade (US\$ millions) | Partner share % |
| Brazil        | 1.452                 | 18.49           |
| Argentina     | 1.231                 | 15.68           |
| Korea, Rep.   | 610                   | 7.77            |
| United States | 581                   | 7.40            |
| Japan         | 568                   | 7.23            |

Source: WITS database

| Imports       |                       |                 |
|---------------|-----------------------|-----------------|
| Exporter      | Trade (US\$ millions) | Partner share % |
| China         | 2.027                 | 21.79           |
| Brazil        | 1.560                 | 16.77           |
| Argentina     | 1.164                 | 12.51           |
| United States | 744                   | 8.00            |
| Peru          | 610                   | 6.55            |

Source: WITS database

World / China Total Trade  
(millions of dollars)

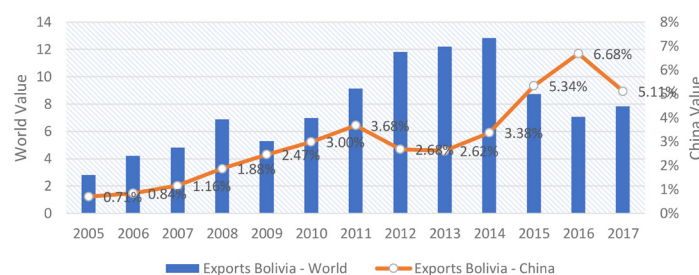
Source: WITS database

|               | 2007          | 2012          | 2017          |
|---------------|---------------|---------------|---------------|
| Exports World | 4.812.702,195 | 11.814.277,41 | 7.852.360,979 |
| Imports World | 3.521.958,528 | 8.590.084,89  | 9.302.385,888 |
| Exports China | 55.972,313    | 316.485,442   | 401.385,6454  |
| Imports China | 267.189,731   | 1.293.709,748 | 2.027.341,953 |

## Exports World / China

Chinese share of total exported goods  
(approximately % USD millions)

Source: WITS database



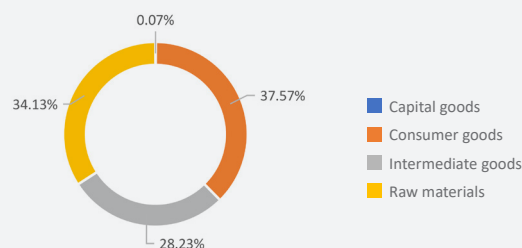
## Imports World / China

Chinese share of total imported goods  
(approximately % USD millions)

Source: WITS database

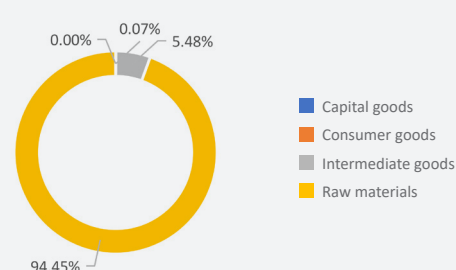


## Exports World 2017 by sector



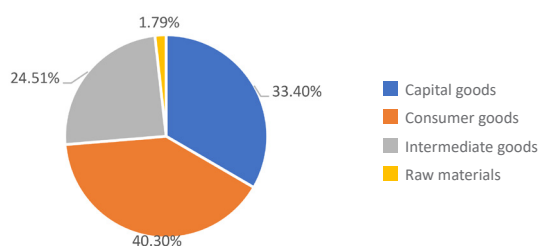
Source: WITS database

## Exports China 2017 by sector



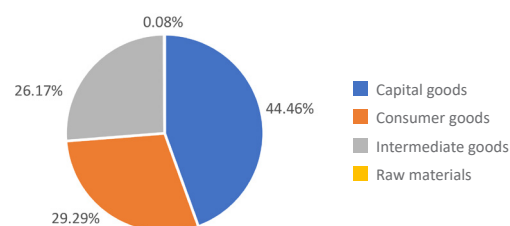
Source: WITS database

## Imports World 2017 by sector



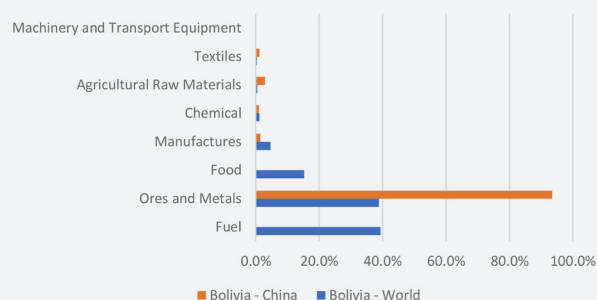
Source: WITS database

## Imports China 2017 by sector



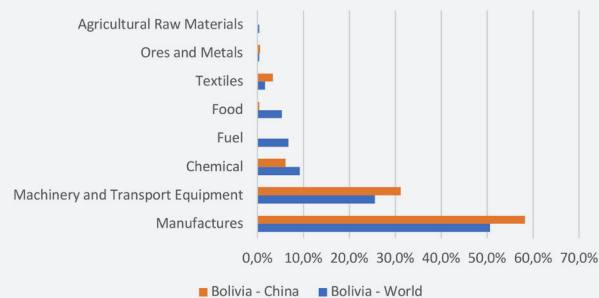
Source: WITS database

## Exports World/China 2017 by product

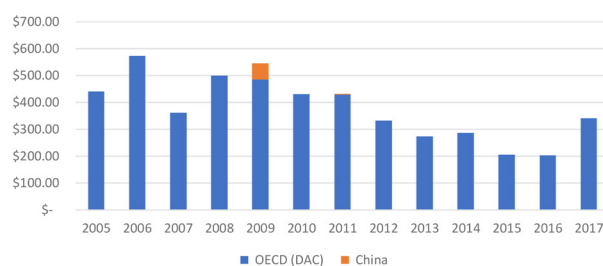


Source: WITS database

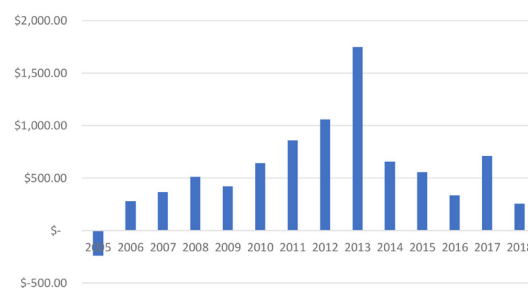
## Imports World/China 2017 by product



Source: WITS database

International Cooperation for  
Development Flows (ODA + CSS)  
(ODA and SSC - current US\$, in millions)

Source: OECD Stats and Aid Data

Investment  
(Current US\$, in millions)Source: UNCTAD Stat.  
No information found regarding Chinese FDI flows to Bolivia in the available databases.Other Official Flows  
(current US\$, in millions)

Source: OECD Stats and Aid Data

