

Country: Argentina

General Information

Population: 44 million

Source: World Bank

Currency: Peso

Exchange rate: \$59,70/USD

Source: Bloomberg, October 30th 2019

	2007	2012	2017
GDP (US\$ billions)	287.531	545.982	642.696
GDP per capita (current US\$)	16.994,696	19.764,225	20.843,155

Source: World Bank

Trade

Top 5 trading partners (import and export in 2017):

Exports		
Market	Trade (US\$ millions)	Partner share %
Brazil	9.307	15.94
United States	4.517	7.74
China	4.325	7.41
Chile	2.621	4.49
Vietnam	2.272	3.89

Source: WITS database

Imports		
Exporter	Trade (US\$ millions)	Partner share %
Brazil	17.870	26.71
China	12.314	18.41
United States	7.635	11.41
Germany	3.229	4.83
Mexico	2.081	3.11

Source: WITS database

World / China Total Trade
(millions of dollars)

Source: WITS database

	2007	2012	2017
World	55.779.579,84	79.982.379,58	58.384.194,97
China	44.707.041,81	67.973.971,89	66.899.299,59
Argentina	5.166.608,745	5.068.295,629	4.324.962,27
Latin America	5.092.953,61	9.900.611,962	12.314.217,64

Exports World / China

Chinese share of total exported goods
(approximately % USD millions)

Source: WITS database



Imports World / China

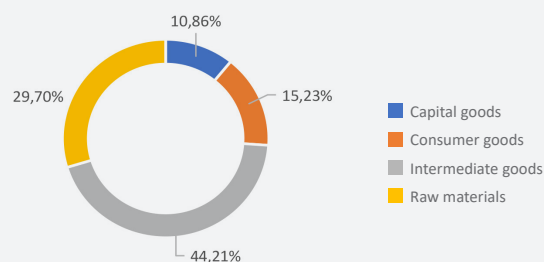
Chinese share of total imported goods
(approximately % USD millions)

Source: WITS database



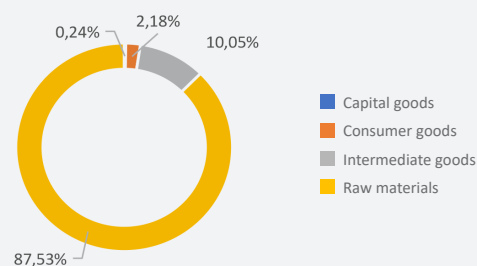


Exports World 2017 by sector



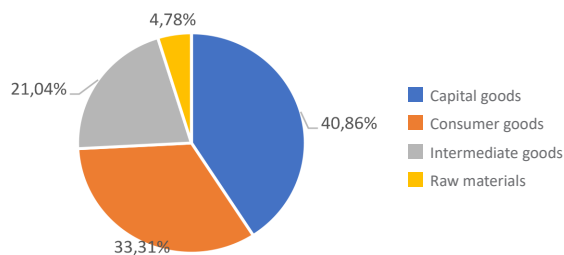
Source: WITS database

Exports China 2017 by sector



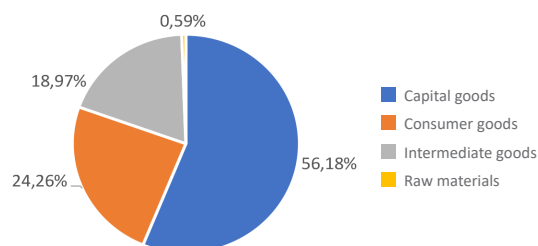
Source: WITS database

Imports World 2017 by sector



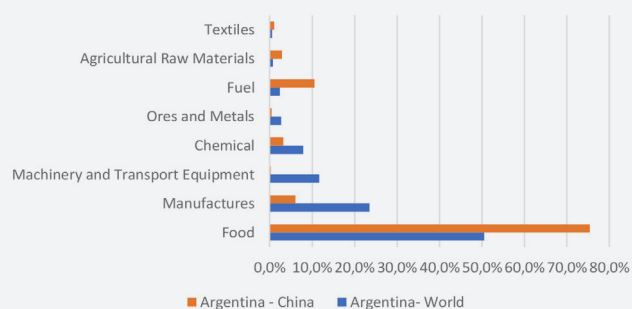
Source: WITS database

Imports China 2017 by sector



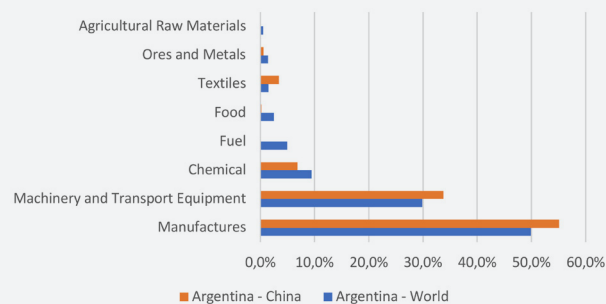
Source: WITS database

Exports World/China 2017 by product

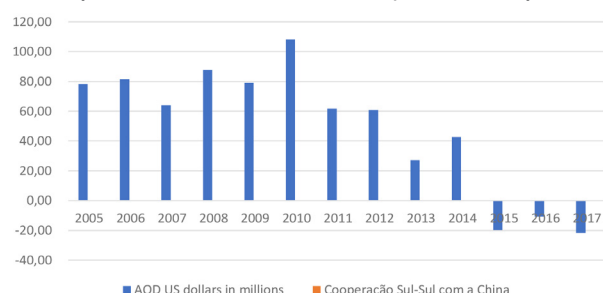


Source: WITS database

Imports World/China 2017 by product

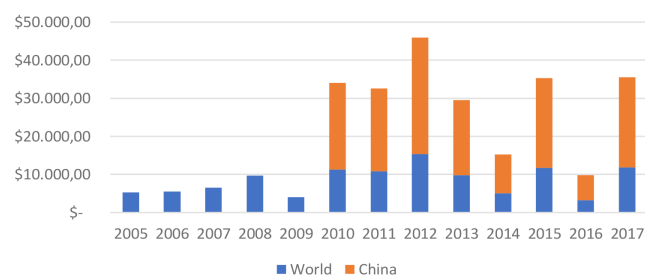


Source: WITS database

International Cooperation for
Development Flows (ODA* + CSS)
(ODA and SSC - current US\$, in millions)

Source: OECD Stats and Aid Data

*No ODA-like cooperation projects with China were identified during this period.

Investment
(Current US\$, in millions)

Source: China Global Investment Tracker and UNCTAD Stat

Other Official Flows
(current US\$, in millions)

Source: OECD Stats and Aid Data

