

Country: Uruguay

General Information

Population: 3,45 million

Source: World Bank

Currency: Uruguayan Peso

Exchange rate: UYU 37,57/ 1 US\$

Source: Bloomberg, 14 November 2019

	2007	2012	2017
GDP (US\$ billions)	23.411	51.264	56.489
GDP per capita (current US\$)	7.026,511	15.171,585	16.437,245

Source: World Bank

Trade

Top 5 trading partners (import and export in 2017):

Exports		
Market	Trade (US\$ millions)	Partner share %
China	1.481	18.78
Brazil	1.299	16.46
Free Zones	1.296	16.42
United States	458	5.81
Argentina	437	5.54

Source: WITS database

Imports		
Exporter	Trade (US\$ millions)	Partner share %
China	1.694	20.03
Brazil	1.646	19.47
Argentina	1.064	12.58
United States	923	10.91
Mexico	220	2.60

Source: WITS database

World / China Total Trade
(millions of dollars)

Source: WITS database

	2007	2012	2017
Exports World	4.517.549,43	8.709.217,34	7.889.387,38
Imports World	5.627.662,83	11.652.107,82	8.457.876,67
Exports China	163.430,33	796.244,25	1.481.337,99
Imports China	540.158,27	1.662.458,37	1.693.815,70

Exports World / China

Chinese share of total exported goods
(approximately % USD millions)

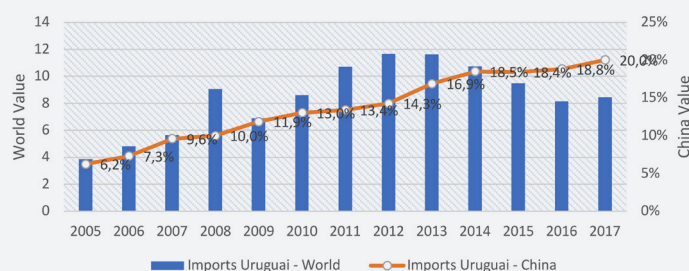
Source: WITS database



Imports World / China

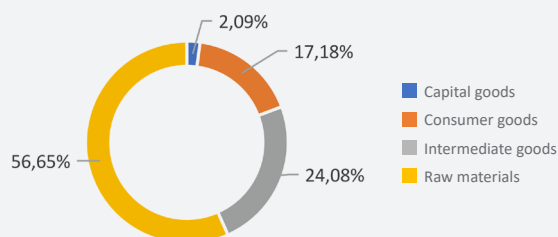
Chinese share of total imported goods
(approximately % USD millions)

Source: WITS database



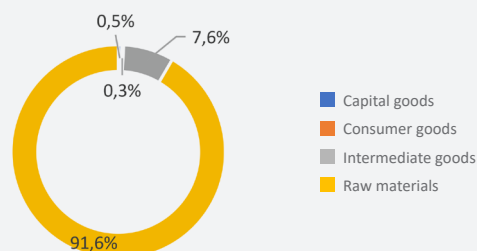


Exports World 2017 by sector



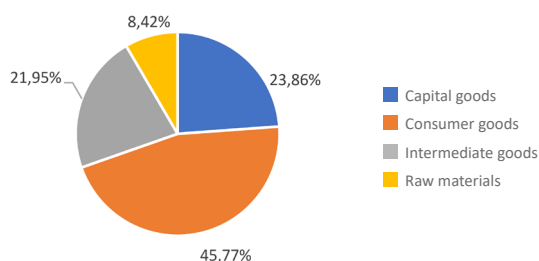
Source: WITS database

Exports China 2017 by sector



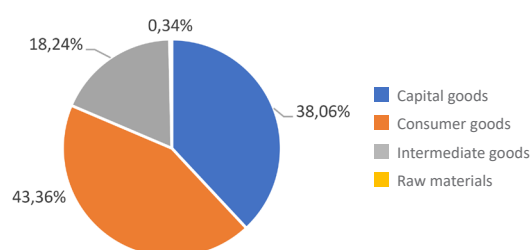
Source: WITS database

Imports World 2017 by sector



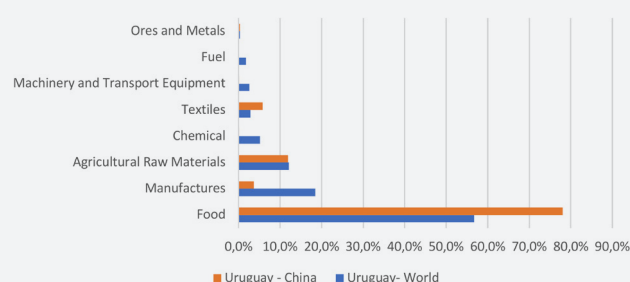
Source: WITS database

Imports China 2017 by sector



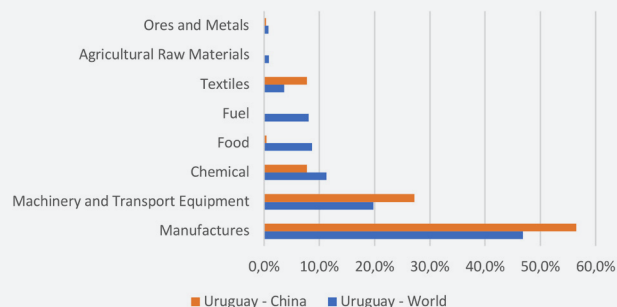
Source: WITS database

Exports World/China 2017 by product

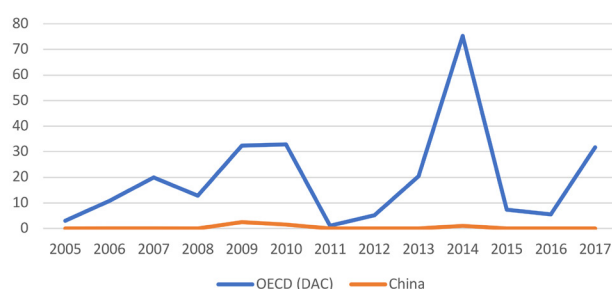


Source: WITS database

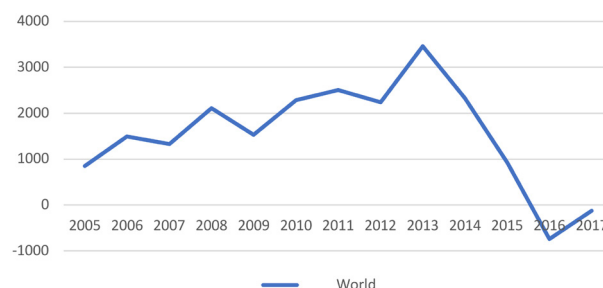
Imports World/China 2017 by product



Source: WITS database

International Cooperation for
Development Flows (ODA + CSS)
(ODA and SSC - current US\$, in millions)

Source: OECD Stats and Aid Data

Investment*
(Current US\$, in millions)Source: China Global Investment Tracker and UNCTAD Stat
*There was no available data for Chinese investment flows.Other Official Flows
(current US\$, in millions)Source: OECD Stats and Aid Data
*There was no available data for Chinese OOF-like flows to Uruguay.