

Country: Panama

General Information

Population: 4,17 million

Source: World Bank

Currency: Panamanian Balboa

Exchange rate: 1 PAB / 1 US\$

Source: Bloomberg, 17 November 2019

	2007	2012	2017
GDP (US\$ billions)	21.296	40.43	62.284
GDP per capita (current US\$)	6.166,181	10.722,284	15.166,124

Source: World Bank

Trade

Top 5 trading partners (import and export in 2016*):

Exports		
Market	Trade (US\$ millions)	Partner share %
United States	2.308	20.62
Colombia	1.064	9.50
Unspecified	1.004	8.97
Costa Rica	753	6.73
Venezuela	602	5.38

Source: WITS database

Imports		
Exporter	Trade (US\$ millions)	Partner share %
China	2.894	31.33
Singapore	1.749	18.93
United States	880	9.53
Mexico	481	5.21
Vietnam	314	3.40

Source: WITS database

* Available data found only until 2016.

World / China Total Trade
(millions of dollars)

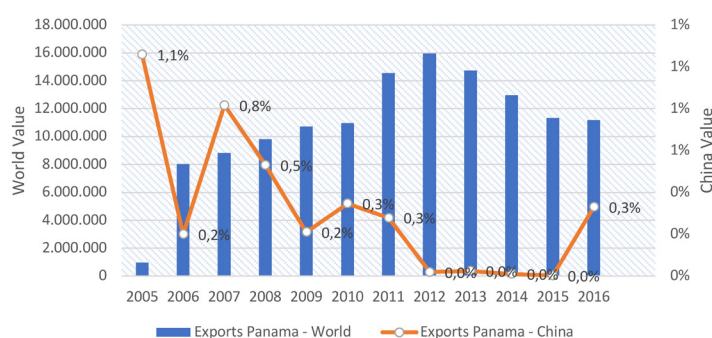
Source: WITS database

	2007	2012	2016
Exports World	4.517.549,43	8.709.217,34	7.889.387,38
Imports World	5.627.662,83	11.652.107,82	8.457.876,67
Exports China	163.430,33	796.244,25	1.481.337,99
Imports China	540.158,27	1.662.458,37	1.693.815,70

Exports World / China

Chinese share of total exported goods
(approximately % USD millions)

Source: WITS database



Imports World / China

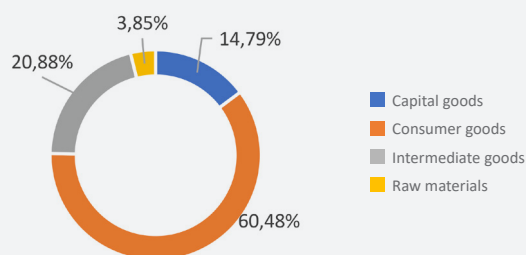
Chinese share of total imported goods
(approximately % USD millions)

Source: WITS database



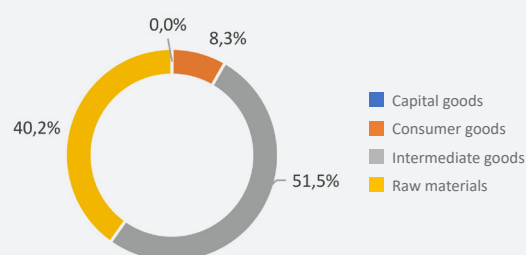


Exports World 2016 by sector



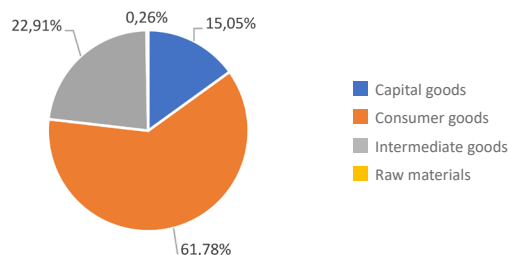
Source: WITS database

Exports China 2016 by sector



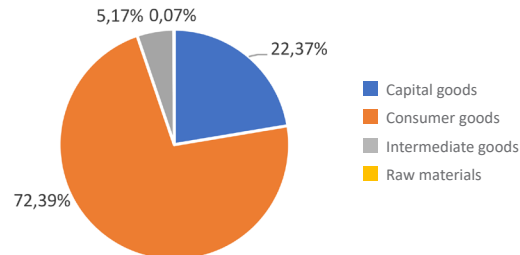
Source: WITS database

Imports World 2016 by sector



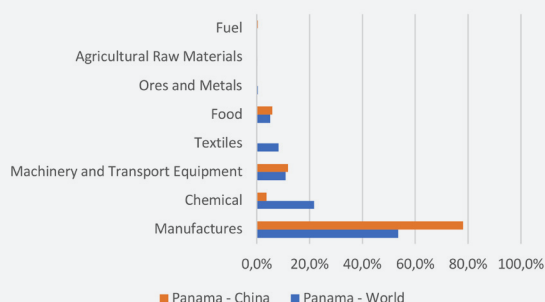
Source: WITS database

Imports China 2016 by sector



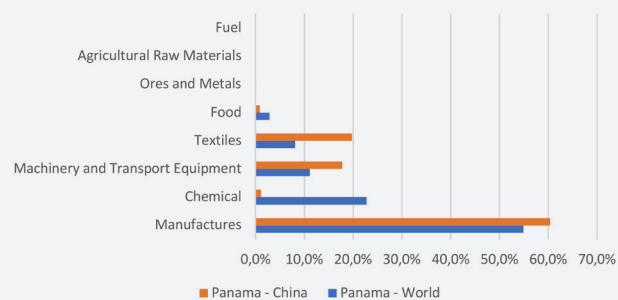
Source: WITS database

Exports World/China 2016 by product

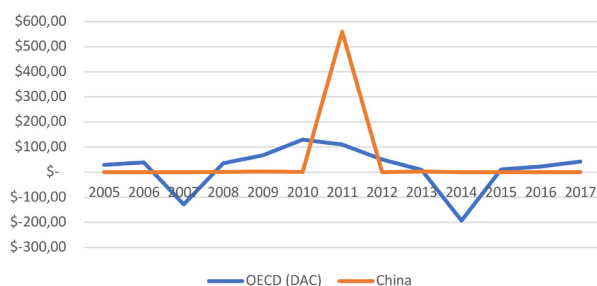


Source: WITS database

Imports World/China 2016 by product



Source: WITS database

International Cooperation for
Development Flows (ODA + CSS)
(ODA and SSC - current US\$, in millions)

Source: OECD Stats and Aid Data

Investment
(Current US\$, in millions)

Source: China Global Investment Tracker and UNCTAD Stat

Other Official Flows
(current US\$, in millions)

Source: OECD Stats and Aid Data

