

Country: Honduras

General Information

Population: 9.587.522

Source: World Bank

Currency: Lempira

Exchange rate: \$24,72/US\$

Source: Bloomberg, 13 November 2019

	2007	2012	2017
GDP (US\$ billion)	12.276	18.529	22.979
GDP per capita (current US\$)	1.592	2.178	2.480

Source: World Bank

Trade

Top 5 trading partners (import and export in 2017):

Exports		
Market	Trade (US\$ millions)	Partner share %
United States	2.000	40.24
Germany	393	7.92
Belgium	348	7.01
Netherlands	292	5.88
El Salvador	287	5.78

Source: WITS database

Imports		
Exporter	Trade (US\$ millions)	Partner share %
United States	2.987	34.69
China	1.296	15.05
Guatemala	743	8.63
Mexico	640	7.43
El Salvador	386	4.49

Source: WITS database

World / China Total Trade
(millions of dollars)

Source: WITS database

	2007	2012	2017
Exports World	2.343.662,12	4.563.798,79	4.970.144,40
Imports World	6.527.039,74	8.636.273,99	8.612.227,10
Exports China	19.409,53	122.589,04	37.499,23
Imports China	254.732,26	766.967,77	1.296.037,91

Exports World / China

Chinese share of total exported goods
(approximately % USD millions)

Source: WITS database

* Data for 2008 and 2013 were not available.



Imports World / China

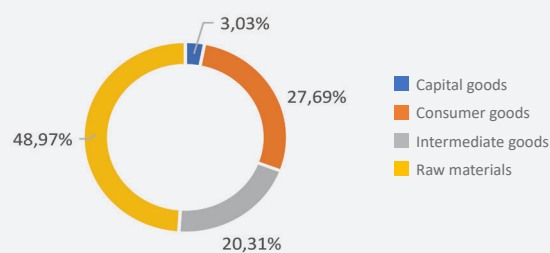
Chinese share of total imported goods
(approximately % USD millions)

Source: WITS database

* Data for 2008 and 2013 were not available.

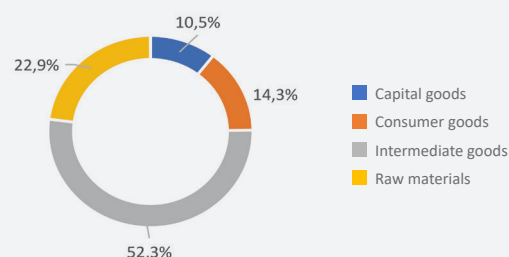


Exports World 2017 by sector



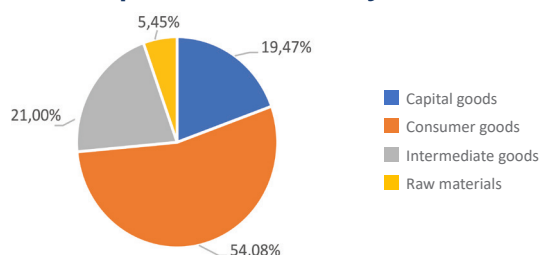
Source: WITS database

Exports China 2017 by sector



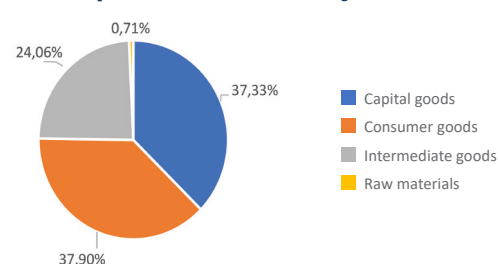
Source: WITS database

Imports World 2017 by sector



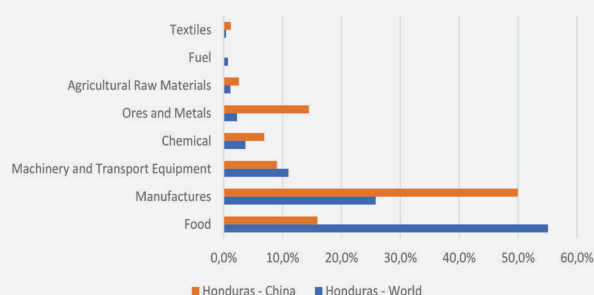
Source: WITS database

Imports China 2017 by sector



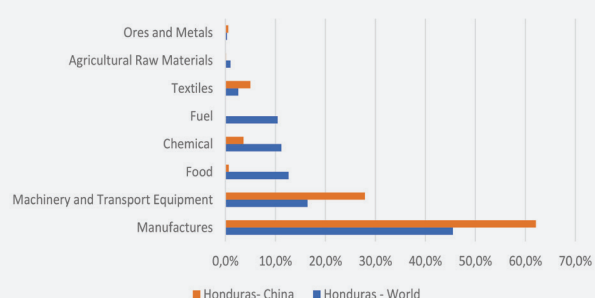
Source: WITS database

Exports World/China 2017 by product

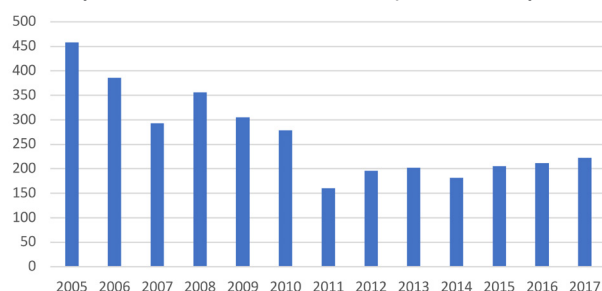


Source: WITS database

Imports World/China 2017 by product

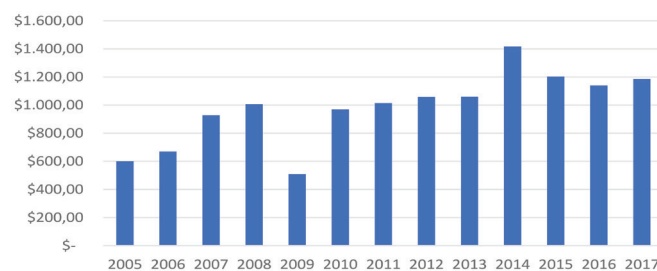


Source: WITS database

International Cooperation for
Development Flows (ODA + CSS)
(ODA and SSC - current US\$, in millions)

Source: OECD Stats and Aid Data

*There was no available data for South-South Cooperation with China.

Investment
(Current US\$, in millions)

Source: China Global Investment Tracker and UNCTAD Stat

* There was no available data for Chinese Investments.

Other Official Flows
(current US\$, in millions)Source: OECD Stats and Aid Data
*There was no available data for Chinese OOF.