

Country: Ecuador

General Information

Population: 17 million

Currency: United States Dollar

Exchange rate: 1 US\$

	2007	2012	2017
GDP (US\$ billions)	51.008	87.925	104.296
GDP per capita (current US\$)	3,567.836	5,682.045	6,213.501

Source: World Bank

Trade

Top 5 trading partners (import and export in 2017):

Exports		
Market	Trade (US\$ millions)	Partner share %
United States	6.057	31.67
Vietnam	1.458	7.62
Peru	1.283	6.71
Chile	1.236	6.46
Panama	936	4.89

Source: WITS database

Imports		
Exporter	Trade (US\$ millions)	Partner share %
United States	3.960	19.96
China	3.685	18.57
Colombia	1.603	8.08
Panama	892	4.50
Brazil	876	4.42

Source: WITS database

World / China Total Trade
(millions of dollars)

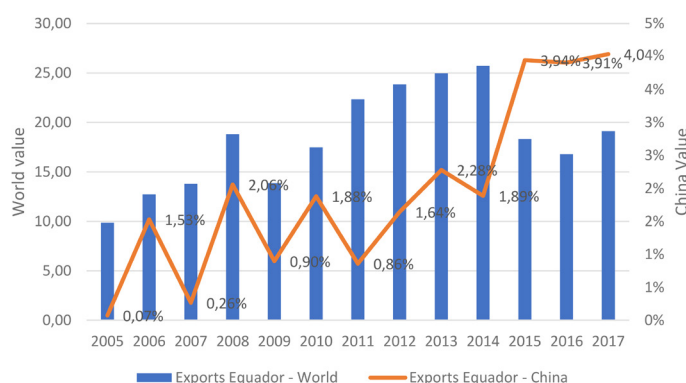
Source: WITS database

	2007	2012	2017
Exports World	13.800.363,53	23.852.016,74	19.122.455,1
Imports World	13.565.297,22	25.196.517,28	4.937.680,107
Exports China	36.549,975	391.462,175	7.677.930,334
Imports China	1.121.735,075	2.810.684,26	6.011.845,907

Exports World / China

Chinese share of total exported goods
(approximately % USD millions)

Source: WITS database



Imports World / China

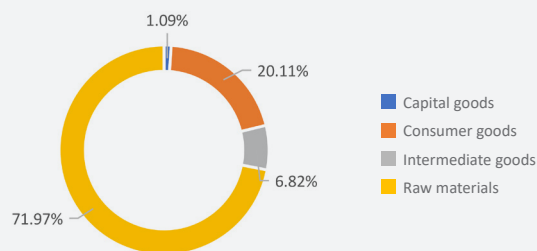
Chinese share of total imported goods
(approximately % USD millions)

Source: WITS database



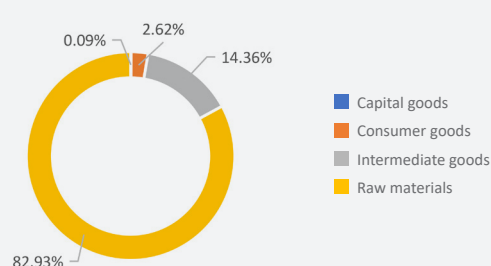


Exports World 2017 by sector



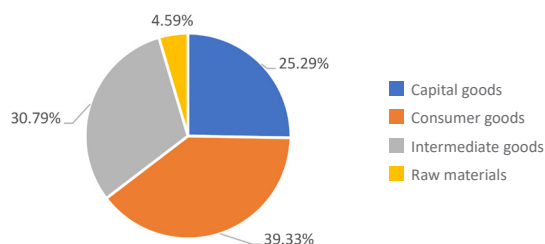
Source: WITS database

Exports China 2017 by sector



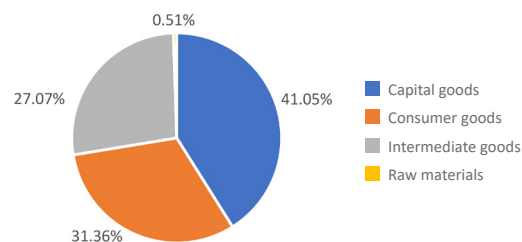
Source: WITS database

Imports World 2017 by sector



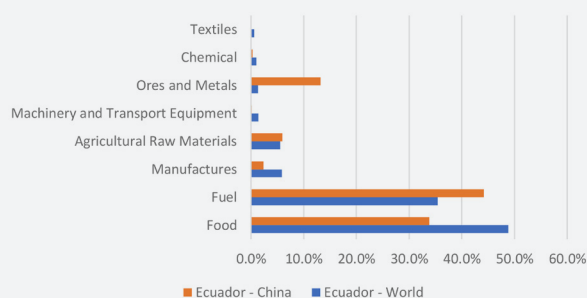
Source: WITS database

Imports China 2017 by sector



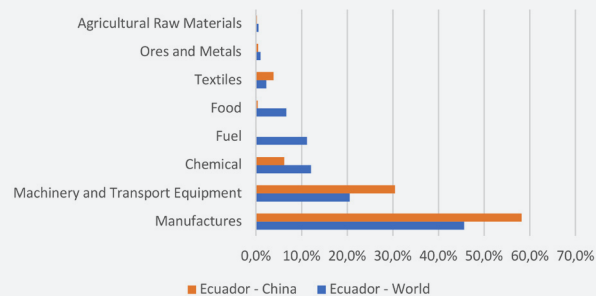
Source: WITS database

Exports World/China 2017 by product

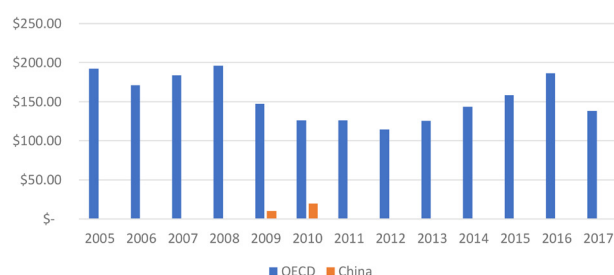


Source: WITS database

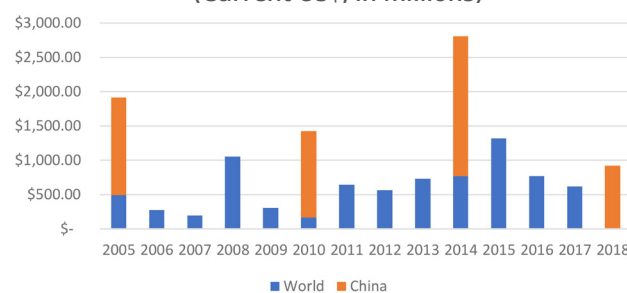
Imports World/China 2017 by product



Source: WITS database

International Cooperation for
Development Flows (ODA + CSS)
(ODA and SSC - current US\$, in millions)

Source: OECD Stats and Aid Data

Investment
(Current US\$, in millions)

Source: China Global Investment Tracker and UNCTAD Stat

Other Official Flows
(current US\$, in millions)

Source: OECD Stats and Aid Data

