

## Country: Brazil

## General Information

Population: 210 million

Source: IBGE

Currency: Real

Exchange rate: R\$ 3,99/US\$

Source: Banco Central, 29 October 2019

	2007	2012	2017
GDP (US\$ trillions)	1.397	2.465	2.054
GDP per capita (current US\$)	7,348.0	12,370.0	9,880.9

Source: World Bank

## Trade

## Top 5 trading partners (import and export in 2017):

Exports		
Market	Trade (US\$ millions)	Partner share %
China	47.488	21.81
United States	27.148	12.47
Argentina	17.619	8.09
Netherlands	9.252	4.25
Japan	5.263	2.42

Source: WITS database

Imports		
Exporter	Trade (US\$ millions)	Partner share %
China	27.321	18.12
United States	25.112	16.66
Argentina	9.435	6.26
Germany	9.227	6.12
Korea, Rep.	5.240	3.48

Source: WITS database

World / China Total Trade  
(millions of dollars)

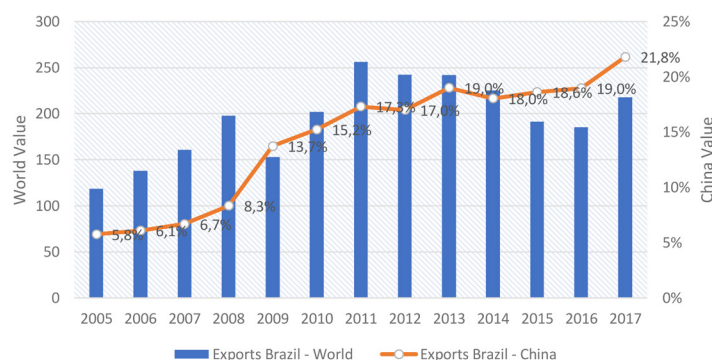
Source: WITS database

	2007	2012	2017
World	160.648.869,7	242.578.013,5	217.739.177,1
China	120.617.439,7	223.183.474,7	150.749.452,4
Brazil	10.748.813,79	41.227.540,25	47.488.448,66
China - Brazil	12.621.267,04	34.251.273,05	27.321.483,89

## Exports World / China

Chinese share of total exported goods  
(approximately % USD millions)

Source: WITS database



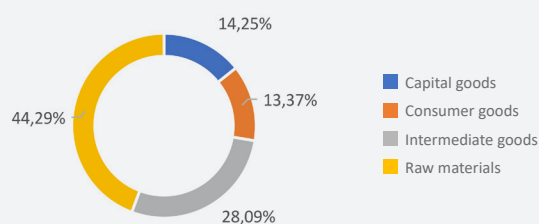
## Imports World / China

Chinese share of total imported goods  
(approximately % USD millions)

Source: WITS database

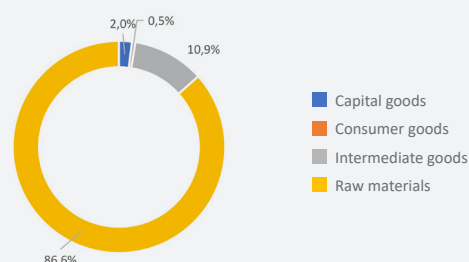


## Exports World 2017 by sector



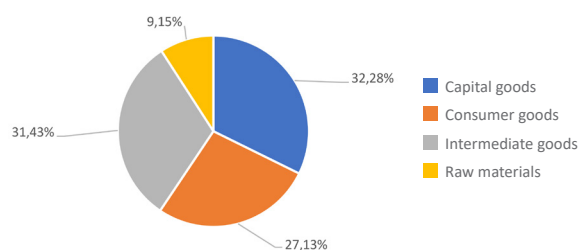
Source: WITS database

## Exports China 2017 by sector



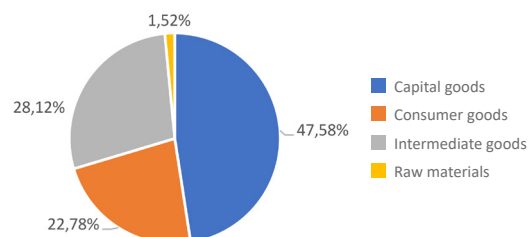
Source: WITS database

## Imports World 2017 by sector



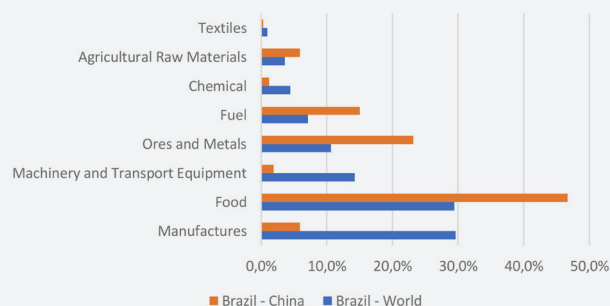
Source: WITS database

## Imports China 2017 by sector



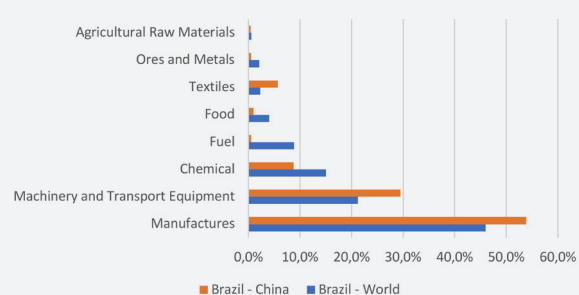
Source: WITS database

## Exports World/China 2017 by product

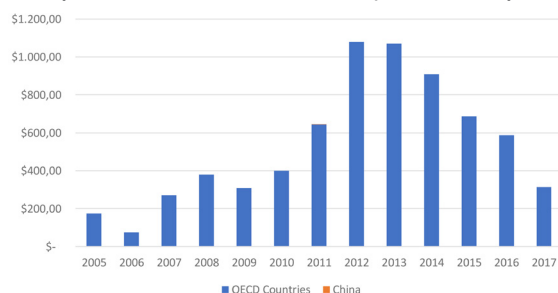


Source: WITS database

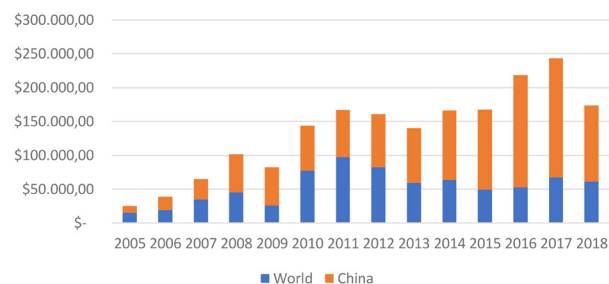
## Imports World/China 2017 by product



Source: WITS database

International Cooperation for  
Development Flows (ODA + CSS)  
(ODA and SSC - current US\$, in millions)

Source: OECD Stats and Aid Data

Investment  
(Current US\$, in millions)

Source: China Global Investment Tracker and UNCTAD Stat

Other Official Flows  
(current US\$, in millions)

Source: OECD Stats and Aid Data

